

2021 Term One Data Report

Author: Senior Leadership Team

Date: 29th April 2021

1. Link to the Charter: School wide targets - student learning

e.g. priority learners, school-wide data tracking

This report is based on the Overall Teacher Judgements (OTJ) made by classroom teachers for each student. The OTJ is made based on information that the teacher has gathered from observations, conversations and conferences, tasks/assignments, and formal assessments.

Cambridge Middle School uses a variety of assessment tools throughout the year to ensure that we have in-depth knowledge of where each student is achieving, and what any gaps or weaknesses may be, along with areas of strength and acceleration. For the beginning of the year OTJ teachers use the end of 2019 data provided from the previous year's teacher (where possible) and a combination of formative assessment and anecdotal information to make the judgements. Term 1 testing includes PAT Mathematics and Reading Comprehension for all Year levels, with Year 7 students also completing PAT Science: Thinking with Evidence and STAR.

2. Relevant Data:

- Priority Learners progress data in relation to Charter goals
- Year 7, 8 and 9 student data
- MOE ethnicities data breakdown

Priority Learners

Priority Learners (from Charter):

Annual Aim 1: Writing- Targets	
Strategic Goal: All students will be achieving at or making accelerated progress towards their expected curriculum level	
Annual Aim: Accelerate the progress in writing of all students achieving below Level 4 of the New Zealand Curriculum (more than one year's progress for one year of learning).	
Target 1: By the end of 2021 all Year 8 students achieving at Level 3 or below will be making accelerated progress or be achieving At Early Level 4.	Target 2: By the end of 2021 all Year 8 Maaori students achieving at Level 3 or below will be making accelerated progress or be achieving At Early Level 4.
Baseline data: Analysis of school-wide Writing data in November 2020, indicated that: Target 1: Within this cohort 135/338 Year 7 students were identified as 'at or below' Level 3 of the NZC. Target 2: Within this cohort 20/37 Year 7 Maaori students were identified as 'at or below' Level 3 of the NZC.	

Term 1, 2021

Target 1

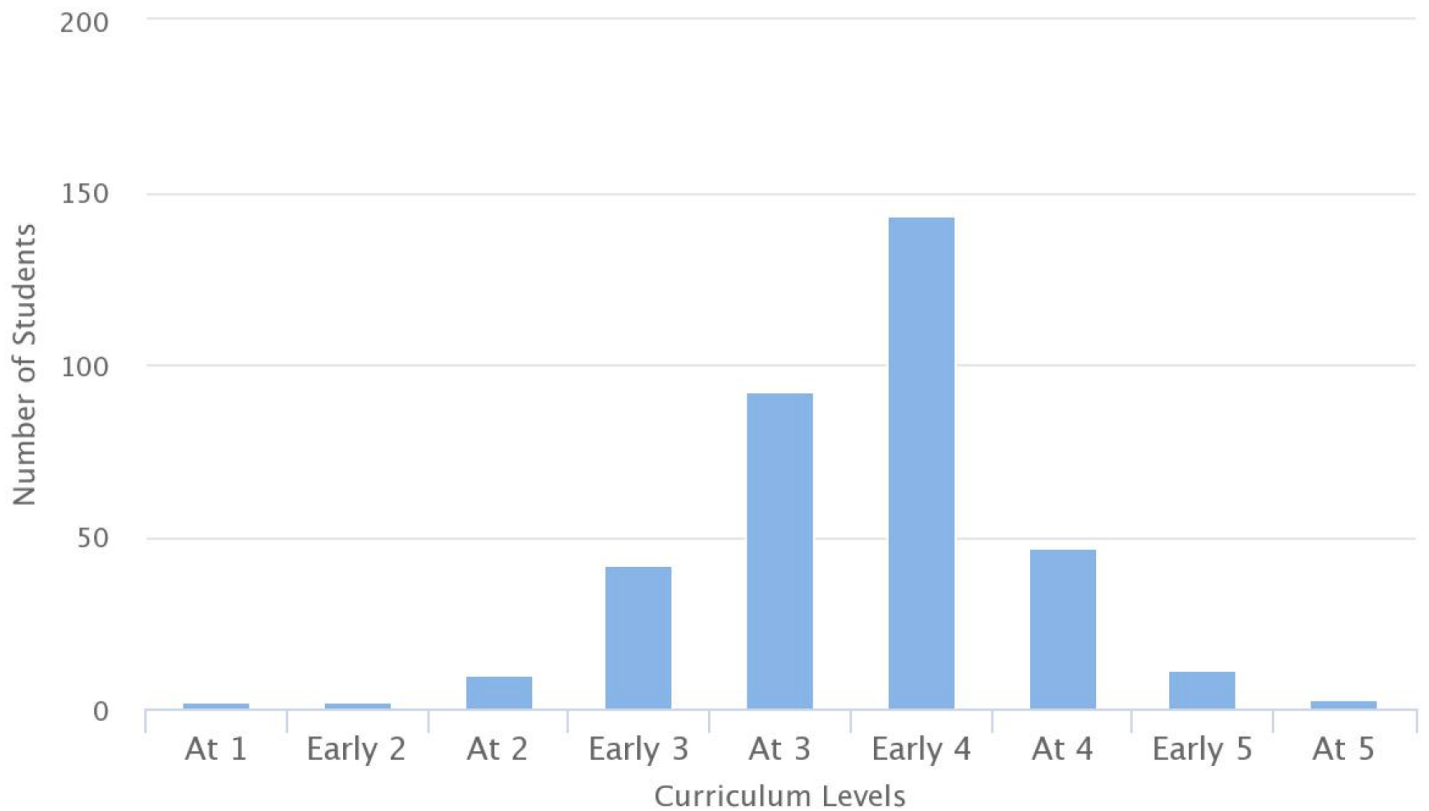
Currently 193 (57.9%) Year 8 students are achieving within Level 4 or above.

Current Achievement Data

Curriculum Level	A1	E2	A2	E3	A3	E4	A4	E5	A5	Total
Year 8 %	0.5	0.5	2.8	11.9	26.1	40.6	13.4	3.1	0.8	100
Number	2	2	10	42	92	143	47	11	3	352

Year 8 – Writing

Term 1 2021



Target 2

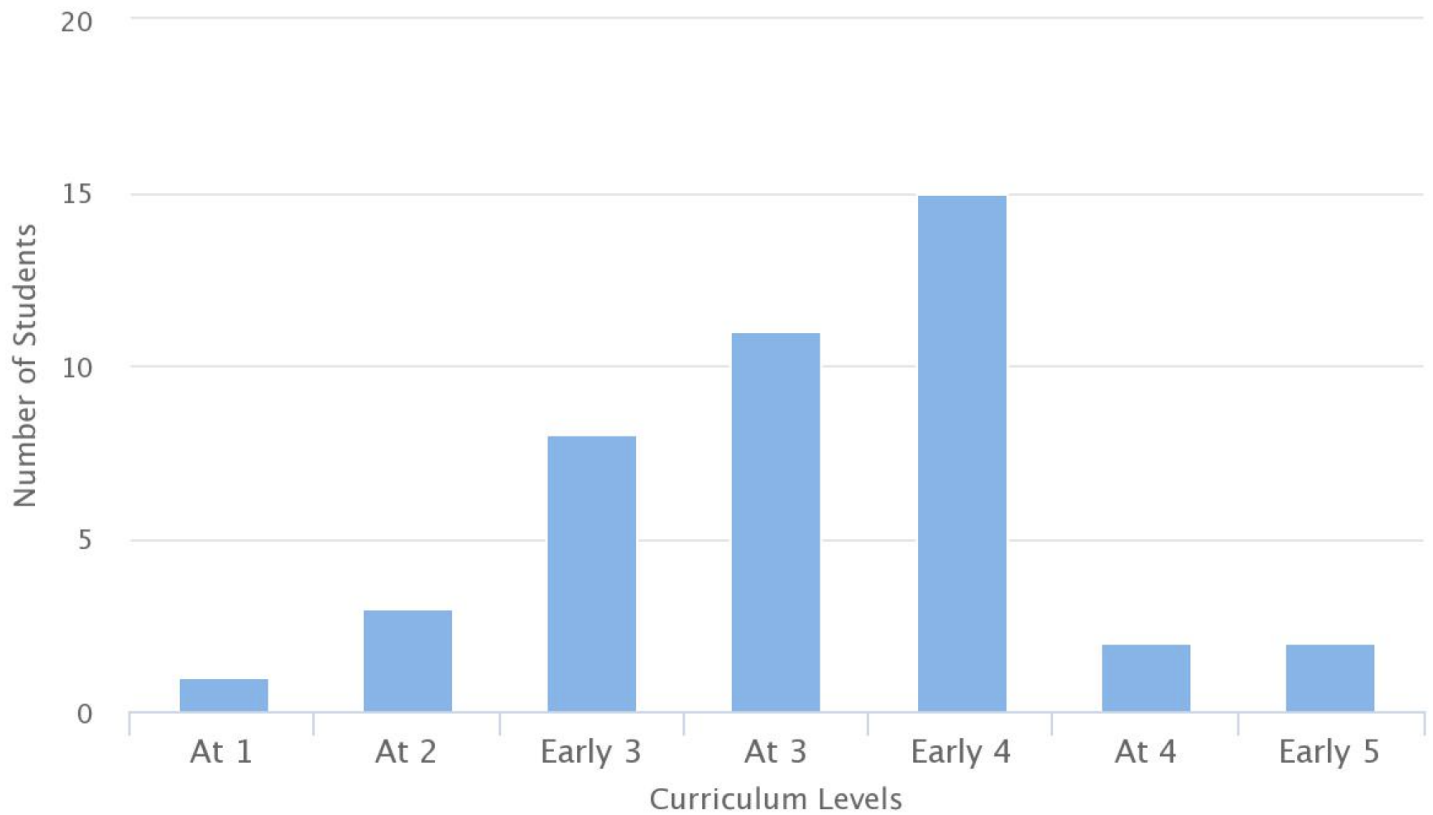
Currently 19 (45.3%) Year 8 Maaori students are achieving within Level 4 or above.

Current Achievement Data

Curriculum Level	A1	E2	A2	E3	A3	E4	A4	E5	A5	Total
Year 8 Maaori %	2.4	0	7.1	19	26.2	35.7	4.8	4.8	0	100
Number	1	0	3	8	11	15	2	2	0	42

Year 8 – Writing Maori

Term 1 2021



Annual Aim 2: Mathematics- Targets

Strategic Goal: All students will be achieving at or making accelerated progress towards their expected curriculum level

Annual Aim: Accelerate the progress in mathematics of all students achieving below Level 4 of the New Zealand Curriculum (more than one year's progress for one year of learning).

Target 1: By the end of 2021 all Year 8 students achieving at Level 3 or below will be making accelerated progress or be achieving At Early Level 4.

Target 2: By the end of 2021 all Year 8 Maaori students achieving at Level 3 or below will be making accelerated progress or be achieving At Early Level 4.

Baseline data: Analysis of school-wide Mathematics data in November 2020, indicated that:
Target 1: Within this cohort 124/338 Year 7 students were identified as 'at or below' Level 3 of the NZC.
Target 2: Within this cohort 17/37 Year 7 Maaori students were identified as 'at or below' Level 3 of the NZC.

Term 1, 2021

Target 1

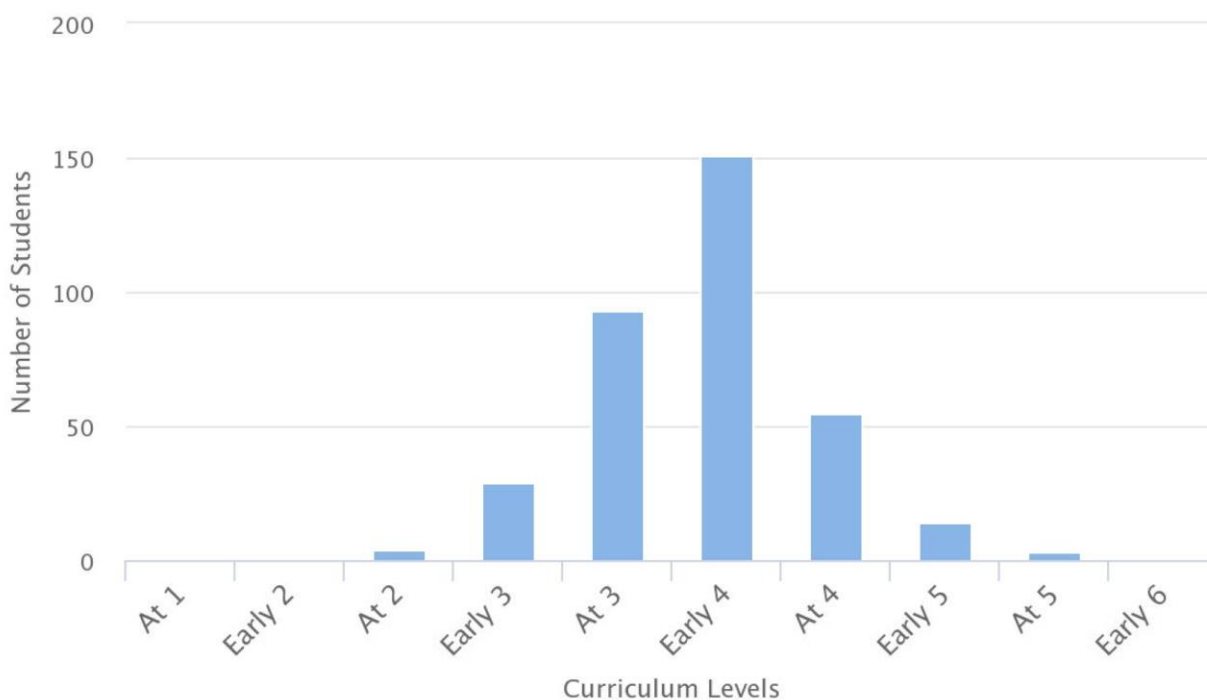
Currently 224 (63.6%) Year 8 students are achieving within Level 4 or above.

Current Achievement Data

Curriculum Level	A1	E2	A2	E3	A3	E4	A4	E5	A5	E6	Total
Year 8 %	0.3	0.3	1.1	8.2	26.4	42.9	15.6	4	0.9	0.3	100
Number	1	1	4	29	93	151	55	14	3	1	352

Year 8 – Best Fit

Term 1 2021



Target 2

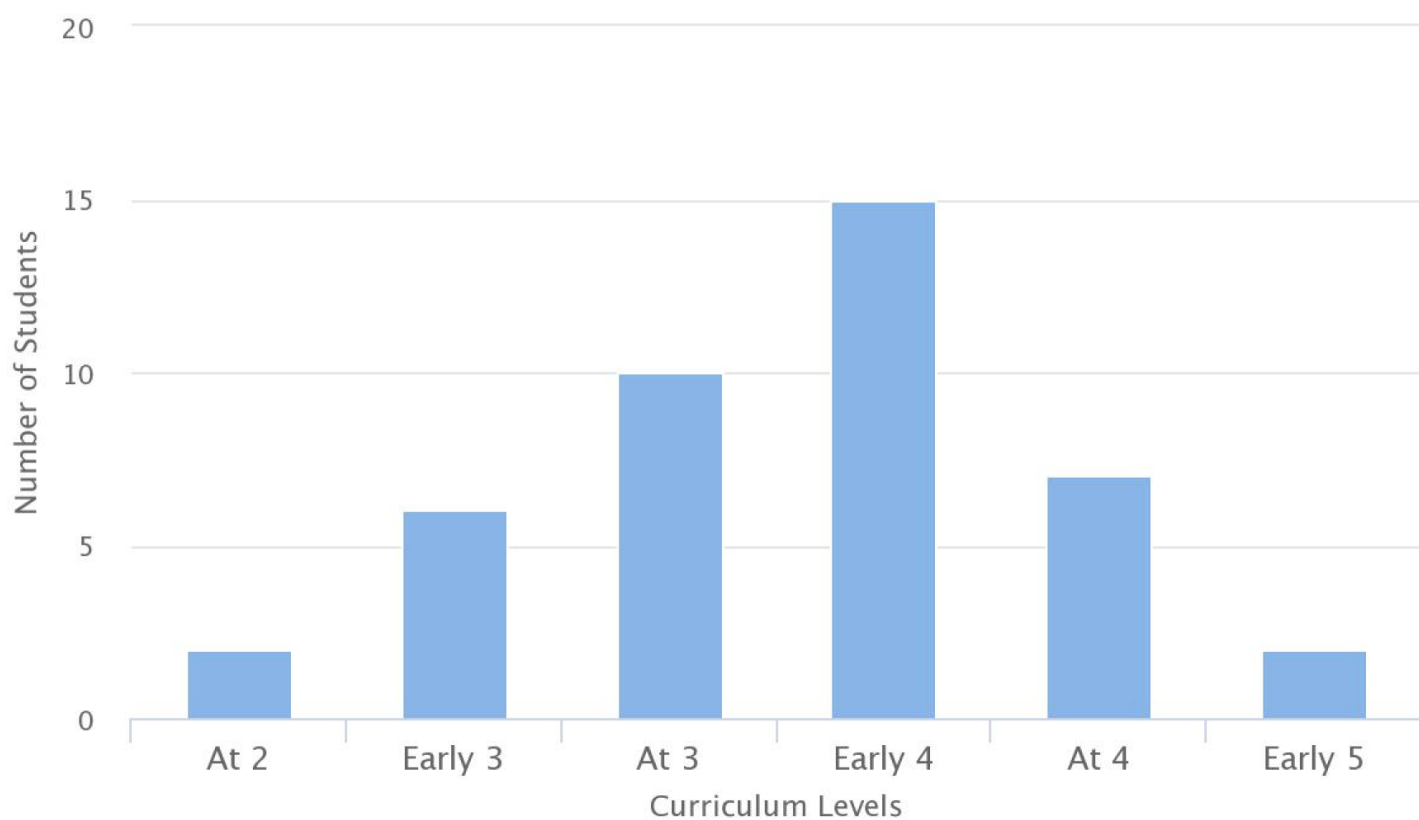
Currently 24 (57.1%) Year 8 students are achieving within Level 4 or above.

Current Achievement Data

Curriculum Level	A1	E2	A2	E3	A3	E4	A4	E5	A5	Total
Year 8 Maaori %	0	0	4.8	14.3	23.8	35.7	16.7	4.8	0	100
Number	0	0	2	6	10	15	7	2	0	42

Year 8 – Best Fit Maori

Term 1 2021



Year 7 Initial Data

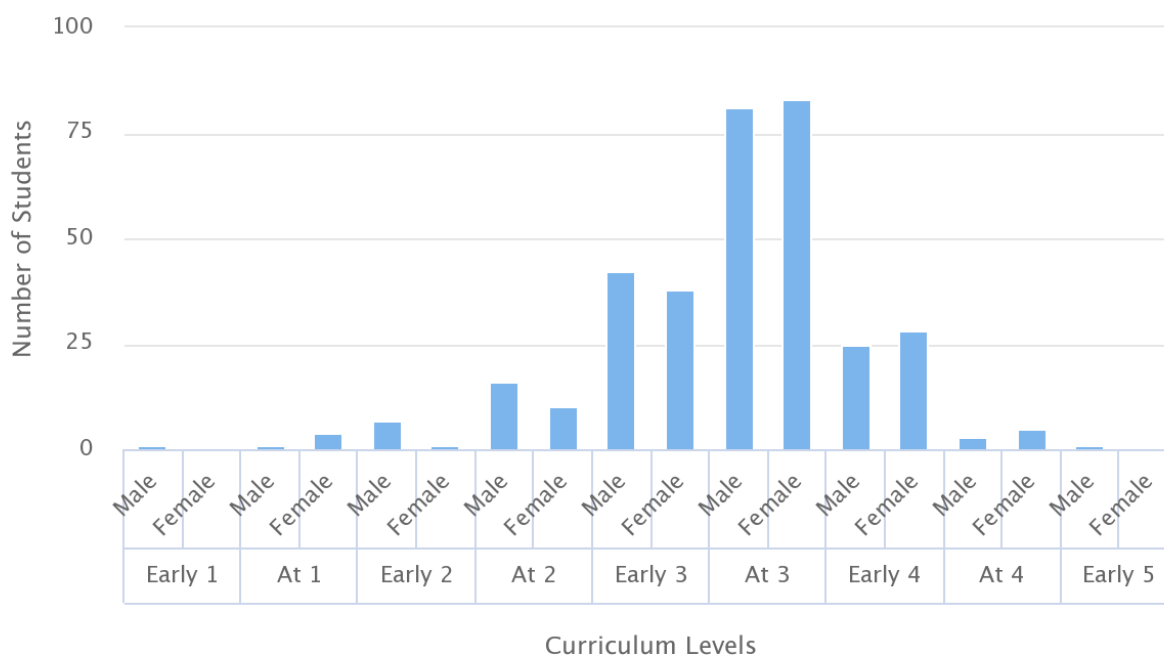
Reading

Current Achievement Data

Curriculum Level	E1	A1	E2	A2	E3	A3	E4	A4	E5	A5	Total
Year 7 %	0.3	1.4	2.3	7.5	23.1	47.4	15.3	2.3	0.3	0	100
Number	1	5	8	26	80	164	53	8	1	0	346
Year 7 Maaori %	0	0	5	25	35	30	5	0	0	0	100
Year 7 Maaori #	0	0	1	5	7	6	1	0	0	0	20

Year 7 – Reading

Term 1 2021



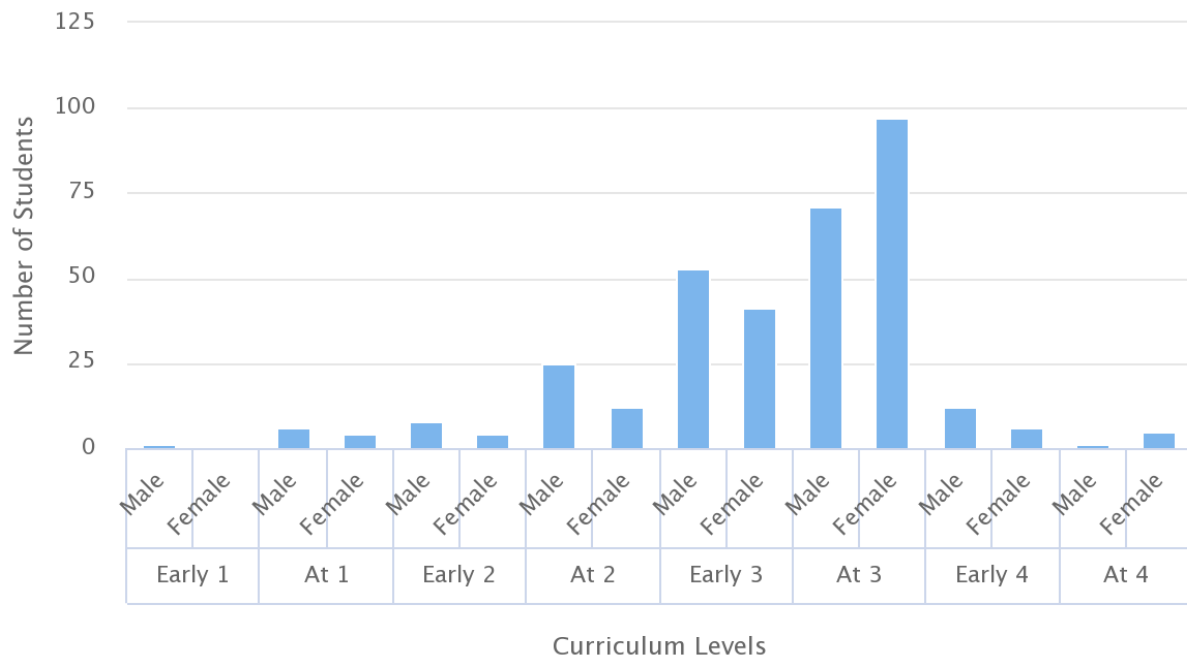
Writing

Current Achievement Data

Curriculum Level	E1	A1	E2	A2	E3	A3	E4	A4	E5	A5	Total
Year 7 %	0.3	2.9	3.5	10.7	27.2	48.6	5.2	1.7	0	0	100
Number	1	10	12	37	94	168	18	6	0	0	346
Year 7 Maaori %	0	10	0	35	35	20	0	0	0	0	100
Year 7 Maaori #	0	2	0	7	7	4	0	0	0	0	20

Year 7 – Writing

Term 1 2021



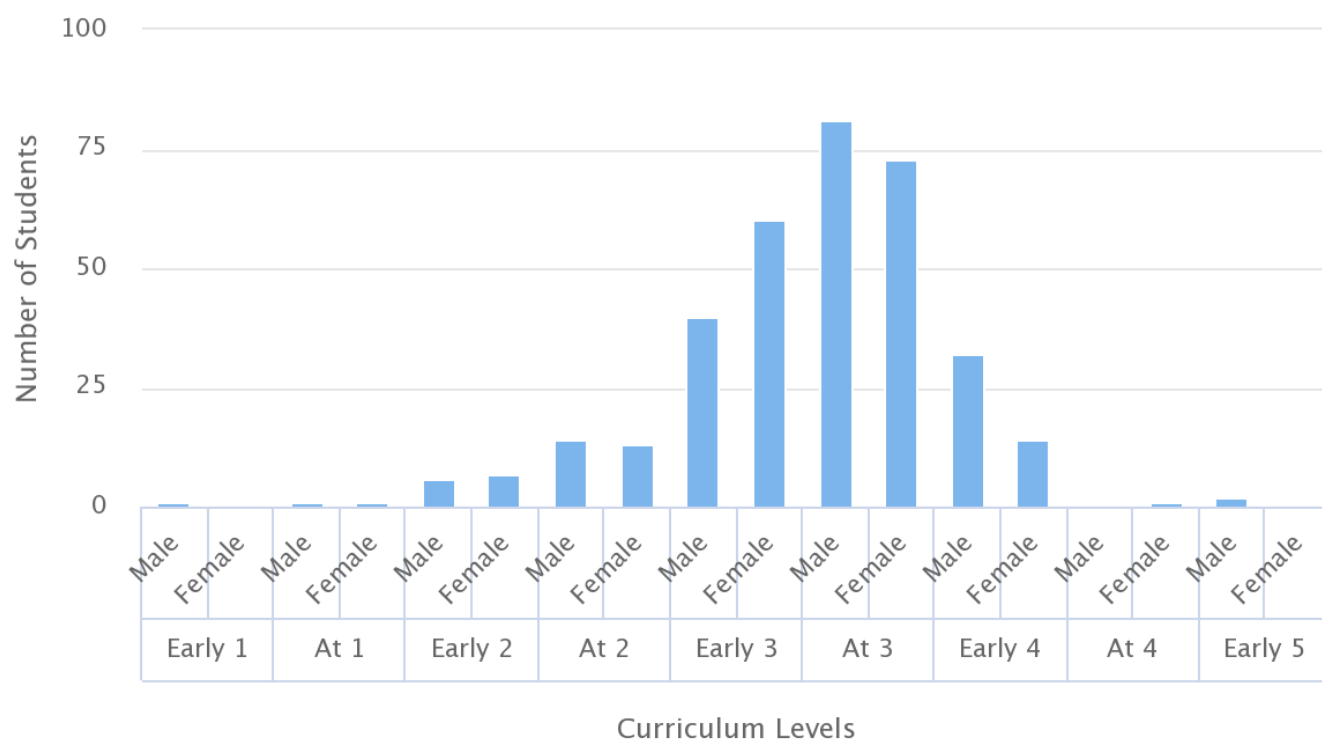
Mathematics

Current Achievement Data

Curriculum Level	E1	A1	E2	A2	E3	A3	E4	A4	E5	A5	Total
Year 7 %	0.3	0.6	3.8	7.8	28.9	44.5	13.3	0.3	0.6	0	100
Number	1	2	13	27	100	154	46	1	2	0	346
Year 7 Maaori %	0	0	5	25	35	35	0	0	0	0	100
Year 7 Maaori #	0	0	1	5	7	7	0	0	0	0	20

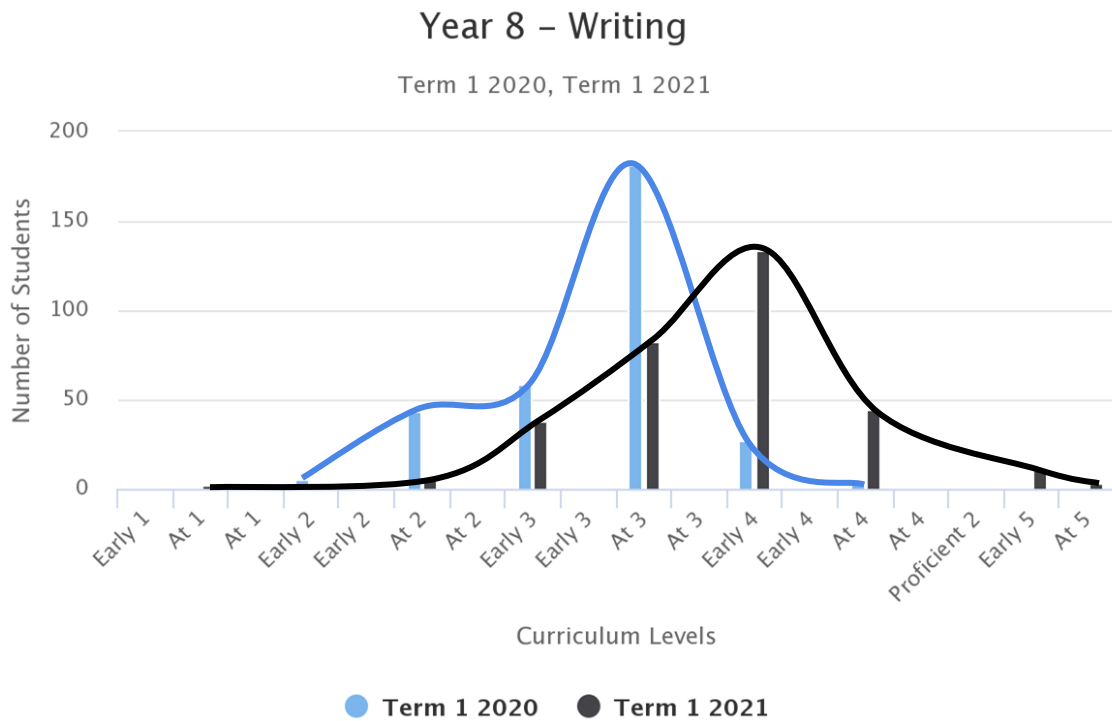
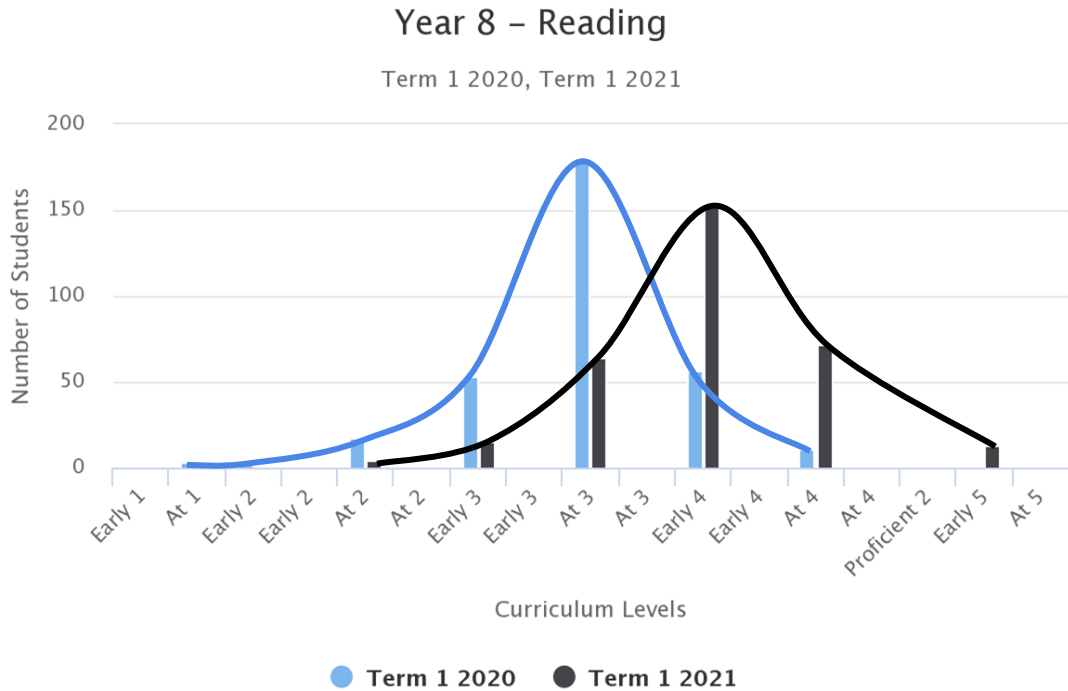
Year 7 – Best Fit

Term 1 2021



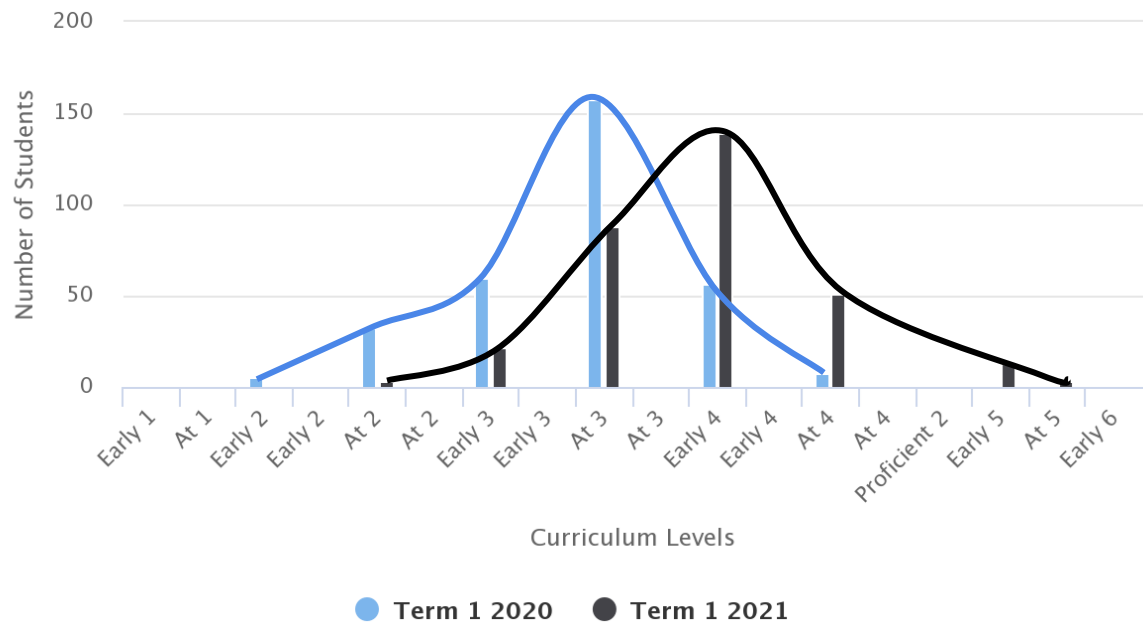
Year 8 Tracking Data

Cohort Data Tracking of Year 8 students who started in Term 1 2020



Year 8 – Best Fit

Term 1 2020, Term 1 2021



Year 9 Data

*Year 10 data is not presented (the number of students is too low to retain confidentiality).

We have included data for 16 Year 9 students currently enrolled. 11 of whom have attended Cambridge Middle School since Term 1, 2019. There are a total of 18 Year 9 students enrolled (at the time the data was generated), two of whom are very recent enrolments with no current data available.

Current Achievement Data

Reading

Curriculum Level	A1	E2	A2	E3	A3	E4	A4	E5	A5	Total
Year 9 %	0	0	0	18.8	18.8	25	25	6.3	6.3	100
Number	0	0	0	3	3	4	4	1	1	16

Writing

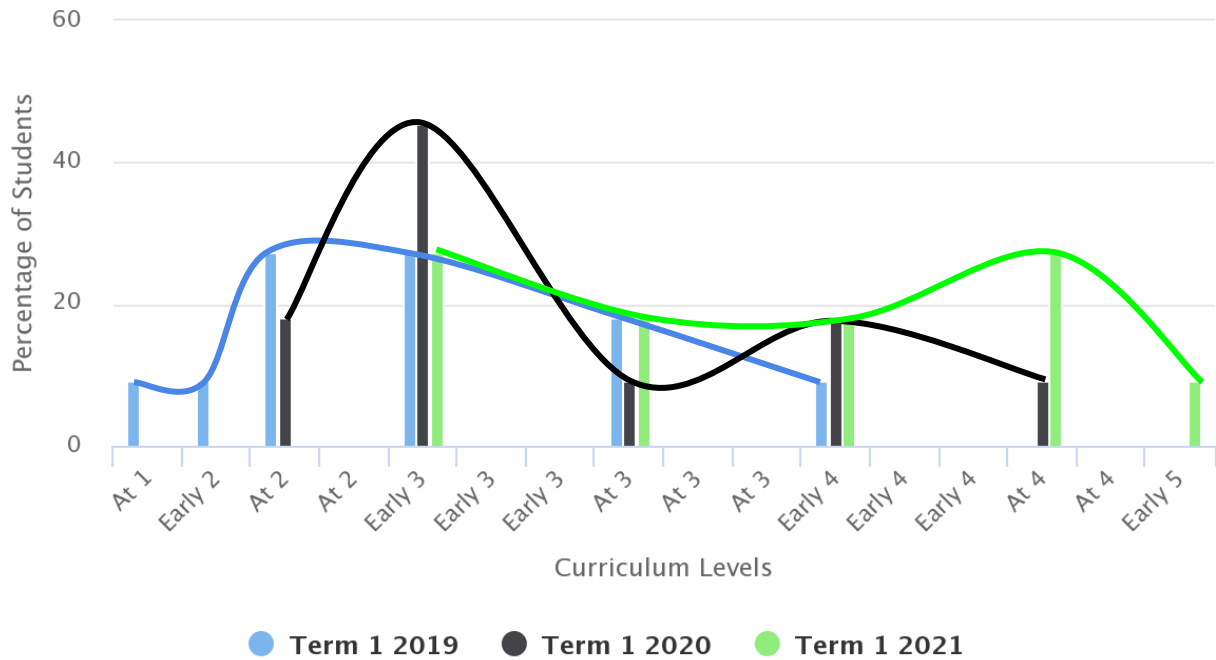
Curriculum Level	A1	E2	A2	E3	A3	E4	A4	E5	A5	Total
Year 9 %	0	0	6.3	25	18.8	31.3	6.3	12.5	0	100
Number	0	0	1	4	3	5	1	2	0	16

Mathematics

Curriculum Level	A1	E2	A2	E3	A3	E4	A4	E5	A5	Total
Year 9 %	0	6.3	0	18.8	37.5	25	12.5	0	0	100
Number	0	1	0	3	6	4	2	0	0	16

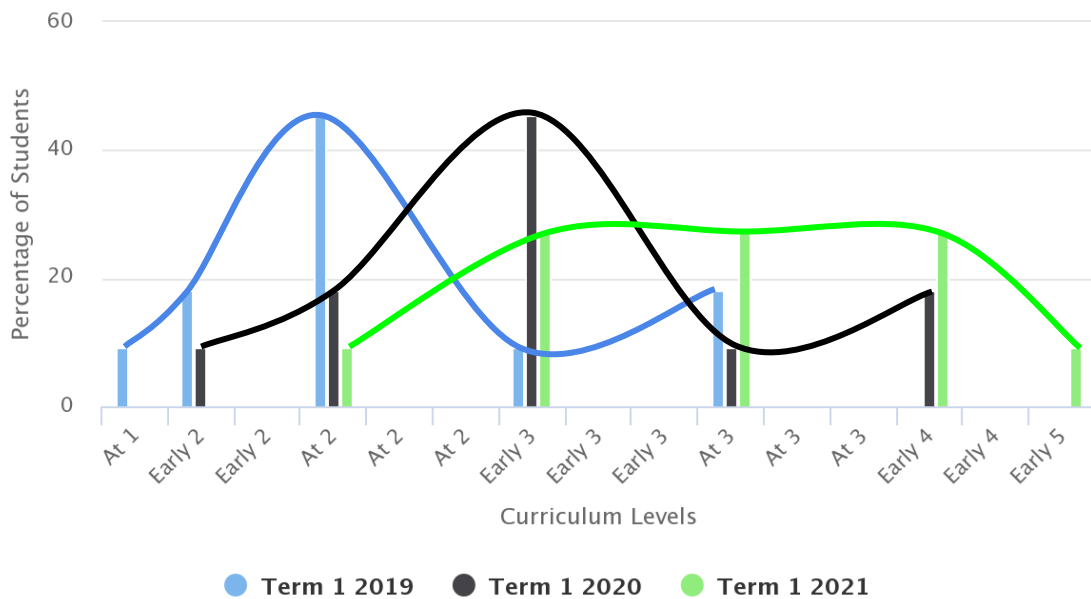
Year 9 – Reading

Term 1 2019, Term 1 2020, Term 1 2021



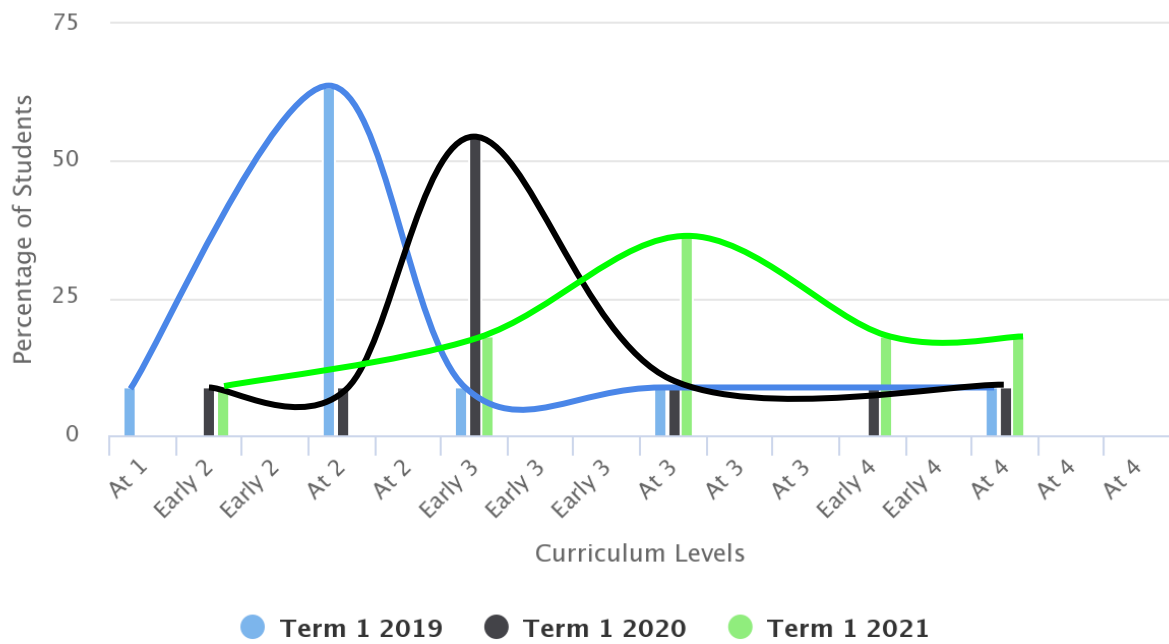
Year 9 – Writing

Term 1 2019, Term 1 2020, Term 1 2021



Year 9 – Best Fit

Term 1 2019, Term 1 2020, Term 1 2021



Maths Best Fit - MOE Ethnicities breakdown

Term 1, 2021

